

جمعہ مبارکباد
WE WISH YOU A BLESSED FRIDAY

Headteacher's Reflection

Assalamu 'alaykum wa raHmutallahi wa barakatuh,

At this point in the year, there is a wonderful sense of growth and renewal across our school community. As the days become longer and brighter, we too have been opening ourselves more to the world around us, spending time outdoors through our Harmony expeditions and visits to our allotment.

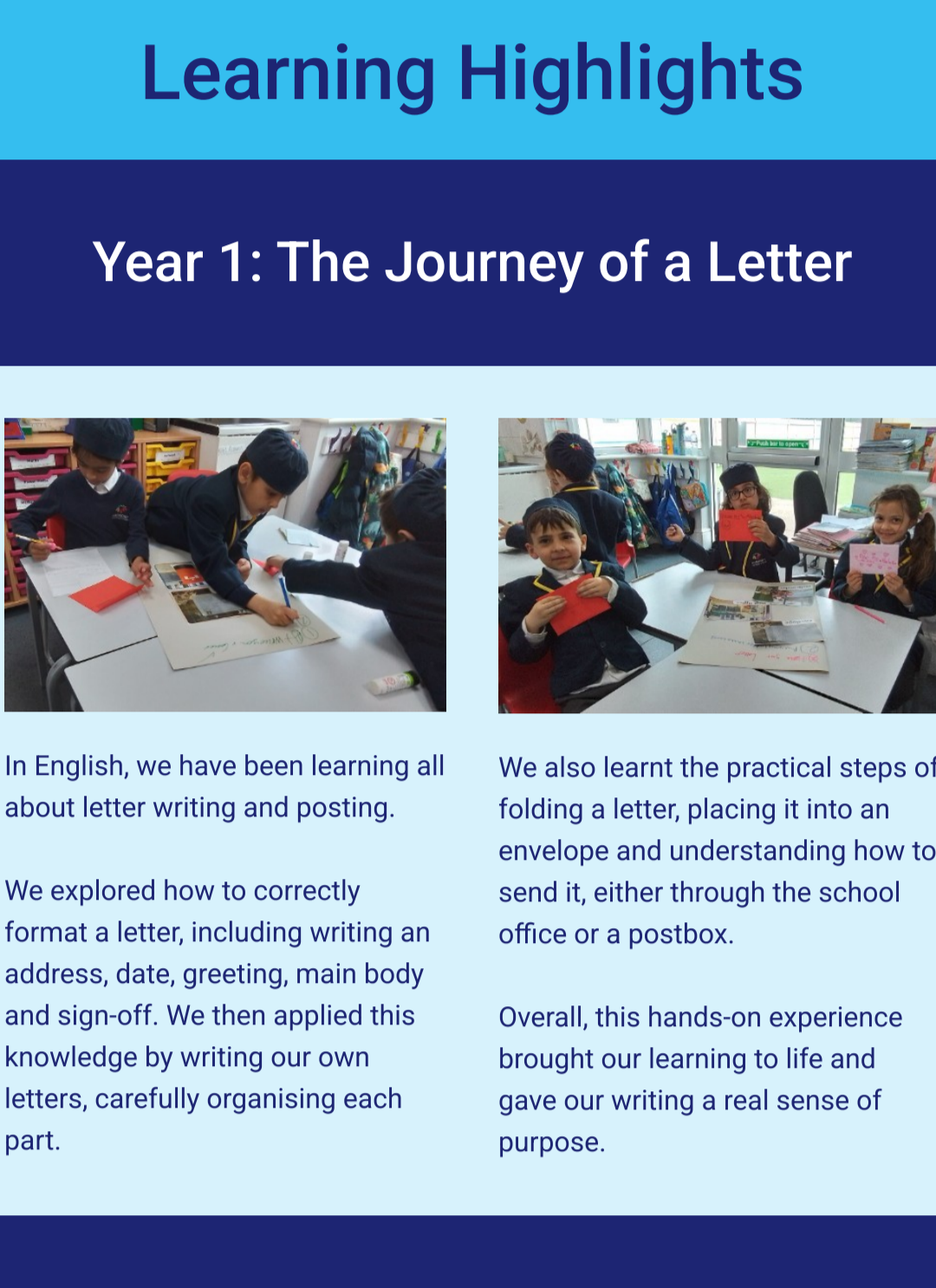
These experiences remind us that community is at the heart of everything we do. Just as plants thrive when nurtured together, we also grow through the relationships, experiences and diversity that surround us. Our children are learning that there is so much to gain from stepping beyond the classroom, connecting with nature and engaging with the rich variety of people, places and perspectives both within our own community and beyond it.

The allotment has become a special place for reflection, teamwork and shared purpose. Our children work side by side, learning patience, responsibility and cooperation as they plant, care for and harvest together. Equally important are the conversations, discoveries and sense of belonging that naturally emerge in these shared spaces.

Our Harmony expeditions continue to encourage curiosity and wonder. They help our children understand that diversity exists not only in people and cultures, but also throughout the natural world itself. Through exploring different environments and experiences, pupils are developing empathy, respect and an appreciation that every individual and every living thing has a role to play in the wider ecosystem of our community.

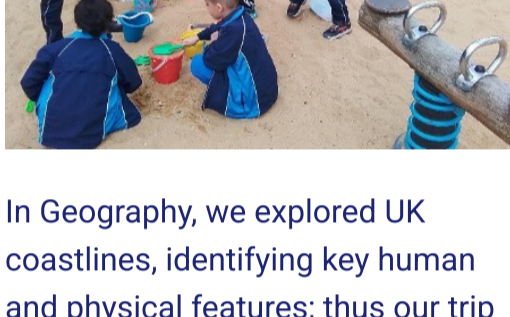
We firmly believe that children flourish when they experience the richness of the world around them. By embracing both the diversity within our school and the opportunities beyond it, we prepare our young people to become compassionate and connected citizens.

Thank you, as always, for being such an important part of our community and for supporting these valuable opportunities for growth and learning.



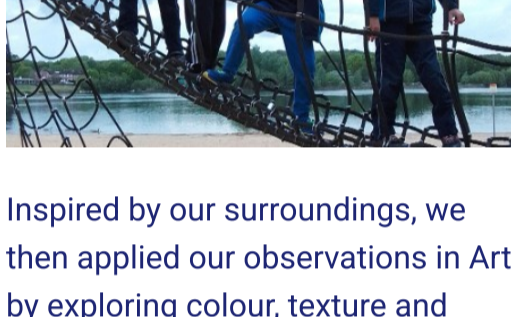
Learning Highlights

Year 1: The Journey of a Letter



In English, we have been learning all about letter writing and posting.

We explored how to correctly format a letter, including writing an address, date, greeting, main body and sign-off. We then applied this knowledge by writing our own letters, carefully organising each part.



We also learnt the practical steps of folding a letter, placing it into an envelope and understanding how to send it, either through the school office or a postbox.

Overall, this hands-on experience brought our learning to life and gave our writing a real sense of purpose.

Year 2: Exploring Contrasting Environments at Ruislip Lido

In Year 2, we extended our learning to beyond the classroom with a trip to Ruislip Lido. Featuring a range of distinct environments, from woodland to lake and beach areas, the Lido brought our learning across Geography, Science and Art to life through engaging, hands-on experiences.



In Geography, we explored UK coastlines, identifying key human and physical features; thus our trip to the local Lido and lake provided us with valuable opportunities to observe these features firsthand and apply our knowledge.

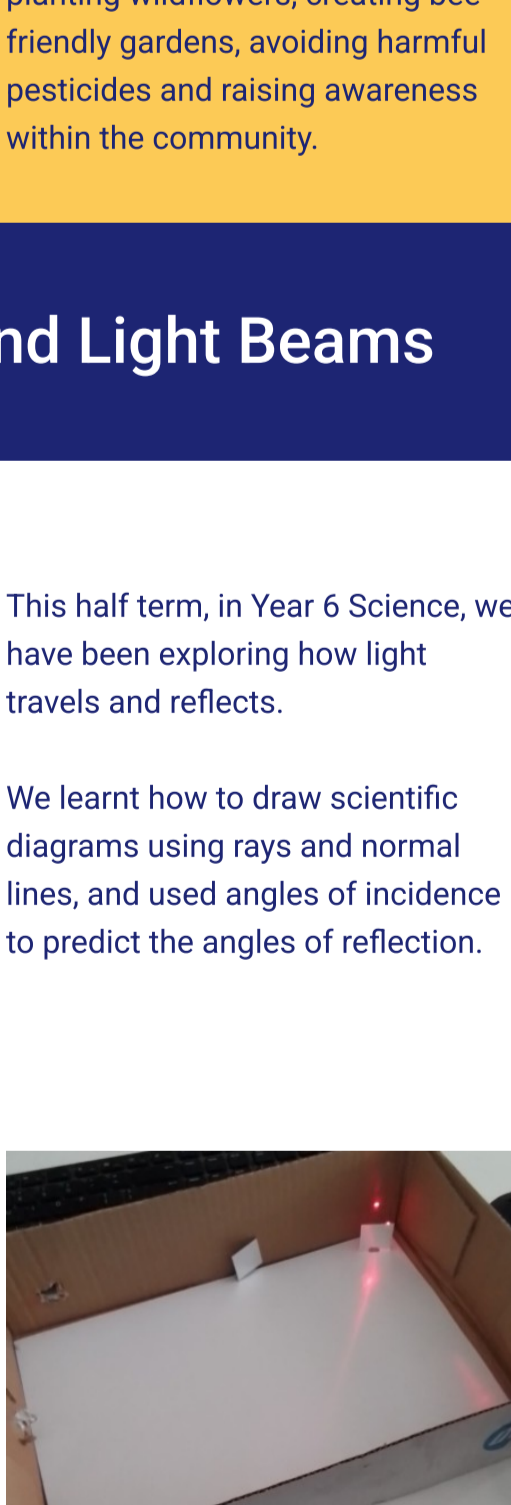


Inspired by our surroundings, we then applied our observations in Art by exploring colour, texture and shape through sketching elements from both the natural and built landscape.

Year 3: The Great Kapok Tree

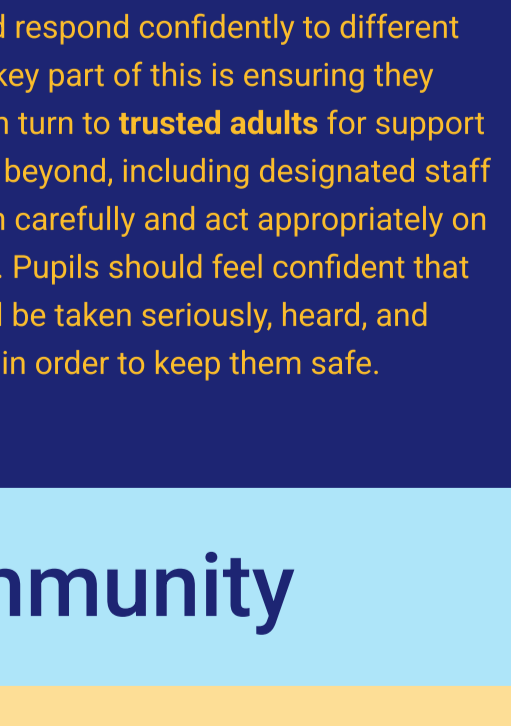
In Guided Reading, we have been exploring *The Great Kapok Tree*, identifying the key messages the author is trying to communicate.

We examined how the felling of the Kapok Tree impacts animal habitats, the wider environment and food chains, developing our understanding of environmental responsibility. We also considered the "pearls of wisdom" shared by different animal characters. Now, we are now designing our own storybooks to summarise key ideas, curating a mix of words and pictures to finalise our book exploration.



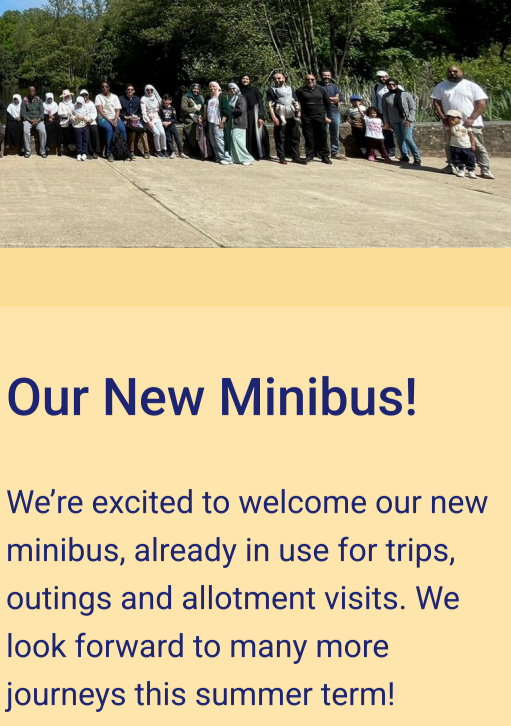
Year 4: Threads Through Time

In Year 4, we had an exciting opportunity to become both artists and historians while exploring traditional weaving techniques. We learnt how looms have been used for hundreds of years to create fabrics and tapestries that told stories about life in the Middle Ages and even helped insulate castles.



In our Art lesson, we used colourful wool strings to practise wrapping around the loom to create the warp before we carefully threaded the weft over and under the strings to build our patterns.

Experimenting with different colours and textures to make our weavings unique and creative, we enjoyed watching our designs slowly appear row by row. By using traditional weaving techniques, we experienced how artists and craftspeople worked long ago.

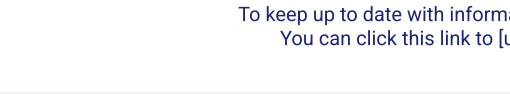
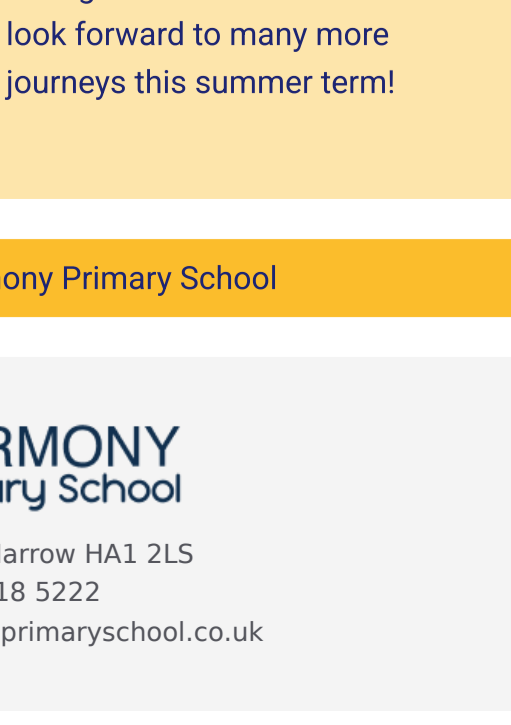


We concluded that weaving is not just functional fabric; it is a form of storytelling and artistic expression that has been passed down through generations.

We relished in this activity, becoming young textile artists and historians during the week!

Year 5: Protecting Our Bees

In Year 5, we have been learning about the vital role bees play in our world and why they are so important to the environment. We explored how bees help to pollinate plants, essential for growing much of the food we eat every day.



Bees within Ecosystems and Population Decline


We were fascinated to discover how connected bees are to ecosystems around the world and shocked to learn that bee populations are declining due to factors such as habitat loss, pollution and climate change.

Ways to Protect Bees

As part of our learning, we researched and discussed different ways we can help protect bees and encourage them to thrive again. We shared actionable ideas such as planting wildflowers, creating bee-friendly gardens, avoiding harmful pesticides and raising awareness within the community.

Year 6: Mirrors and Light Beams

During practical investigations, we worked with mirrors and lasers, manipulating multiple mirrors and angles to change the direction of light beams and measure the total distance travelled. Then, we compared results from across the class, helping us to identify patterns and discuss the accuracy of our findings.



This half term, in Year 6 Science, we have been exploring how light travels and reflects.

We learnt how to draw scientific diagrams using rays and normal lines, and used angles of incidence to predict the angles of reflection.

Safeguarding Zone



Safeguarding our children includes equipping them with **essential information** to help them recognise and respond confidently to different situations. A key part of this is **ensuring** they know they can turn to **trusted adults** for support in school and beyond, including designated staff who will listen carefully and act appropriately on any concerns. Pupils should feel confident that any worry, will be taken seriously, heard, and responded to in order to keep them safe.

Any views or opinions expressed in this email are those of the sender only, unless otherwise stated. All copyright in any material in this email is reserved.
To keep up to date with information it is advisable to stay subscribed.
You can click this link to [unsubscribe](#) from this mailing list.

Discover more at [Harmony Primary School](#)

HPS Expeditions Silver Challenge

Hiking through woodlands and open fields, our pupils, parents and staff came together to cover over 300 kilometres! Enjoying the fresh air, natural surroundings and opportunities to encourage one another along the way. The journey ended with a well-earned picnic at Harrow Viewpoint, where we could relax, reflect on our achievement and celebrate together. It was a fantastic shared experience that strengthened the bonds of our community, promoted teamwork and supported both our physical and mental wellbeing. **We now look forward to the Gold Challenge ahead insha' Allah!**

Our New Minibus!

We're excited to welcome our new minibus, already in use for trips, outings and allotment visits. We look forward to many more journeys this summer term!

